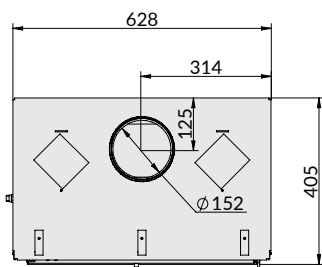


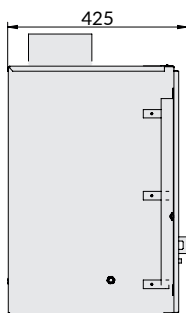
# ECOinsert SM

pt / es / en

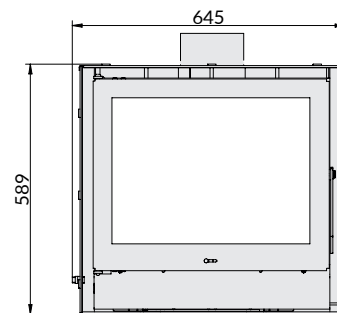
Potência nominal / Potencia nominal / Nominal output power (kW)	7
Volume aquecimento / Volumen de calefacción / Heating volume (m <sup>3</sup> ) <sup>1</sup>	207
Eficiência nominal / Eficiencia nominal / Nominal efficiency (%)	71
Consumo combustível / Consumo combustible / Fuel consumption (Kg/h)	1,7-3,1
Comprimento lenha / Longitud max. leña / Firewood max. length (mm)	400
Temp. fumos / Temp. humos / Smoke temp. (°C)	428
Emissões CO (13%O <sub>2</sub> ) / Emisiones CO (13%O <sub>2</sub> ) / Emissions CO (13%O <sub>2</sub> ) (%)	0,2
Diâmetro da chaminé / Diámetro de chimenea / Flue pipe (mm)	150
Caudal ventilador / Flujo del ventilador / Fan flow (m <sup>3</sup> /h)	165
Peso / Weight (Kg)	78
Classe eficiência / Clase de eficiencia / Efficiency class	A



Vista topo  
Vista superior / Top view



Vista lateral  
Vista lateral / Side view



Vista frontal  
Vista frontal / Front view

<sup>1</sup>Valor que pode variar segundo o tipo de isolamento (cálculo efectuado para 44 W/m<sup>3</sup> ou 35 Kcal/h por m<sup>3</sup>) / El valor puede variar en función del tipo de aislamiento (El cálculo se realiza a 44 W/m<sup>3</sup> o 35 Kcal/h per m<sup>3</sup>) / Value that could vary depending on the type of insulation (Calculation made to 44 W/m<sup>3</sup> or 35 Kcal/h for m<sup>3</sup>)