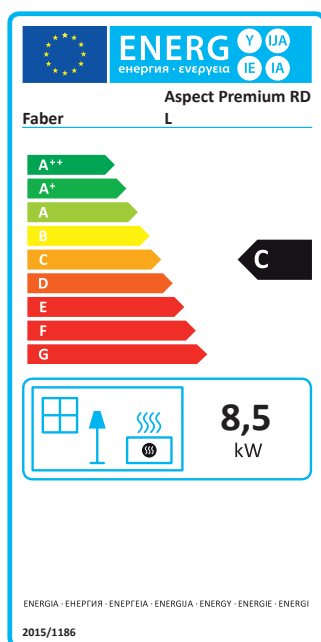
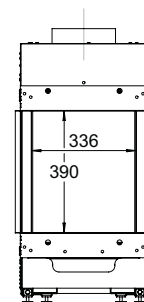
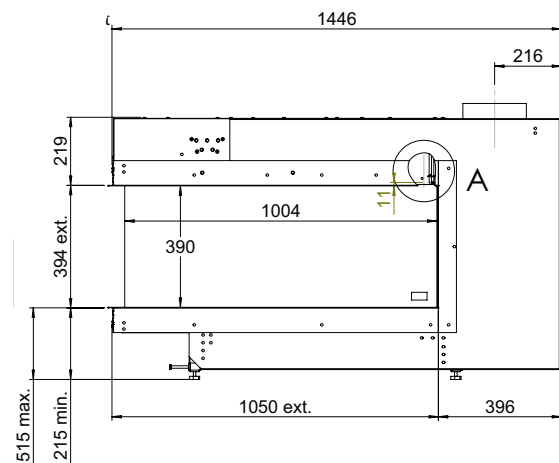
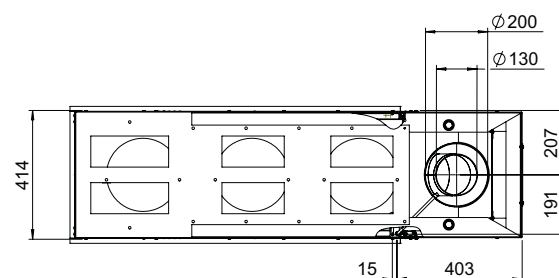


# Premium | Aspect RD L



## Specifications Premium Aspect RD L

Type	Built-in
Model	Room divider
Exterior dimensions WxHxD in mm	440 x 887 x 1456
Fire display WxHxD in mm	336 x 390 x 1004
System	Step Burner®
Decoration	Log set or Carrara pebbles or Grey split stones
Back walls	Smooth steel
Remote	GV60
Power (kW)	8,5
Operating system	Mertik
Energylabel	C

For more information, please take a look at the website

[www.faberfires.com](http://www.faberfires.com)

There is **so much to tell...**